

Hydraulic Microdrilling Rig

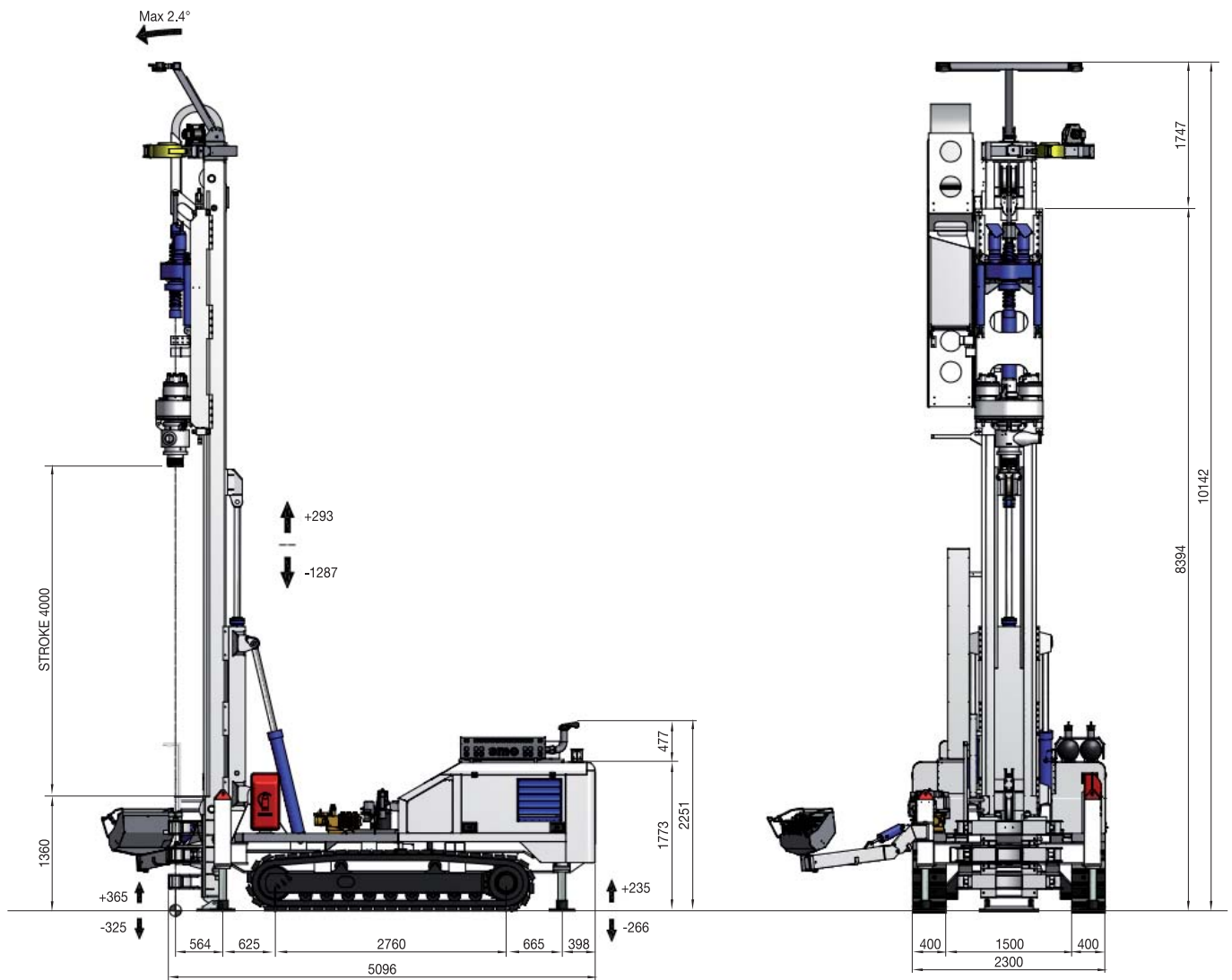
SM-16GT

by *Soilmec*



soilmec 
Drilling and Foundation Equipment

SM-16GT APPLICATIONS



Hoist & Feed system	cylinder	cylinder
- Feed stroke	4000 m	157.5 in
- Rod length type (c/w one rotary head)	3 m	9.8 ft
- Maximum hoist pull/feed force	200/135 kN	44961/30349 lbf

Rotary head range	Double head DR 1132	Double head DR 1132
- Gear box type	Variable	Variable
- Maximum torque (upper/lower rotary)	1100/3200 daNm	8113/23602 lbf*ft
- Maximum rotation speed (upper/lower)	80/56 rpm	80/56 rpm

SM-16GT TECHNICAL DATA SHEET

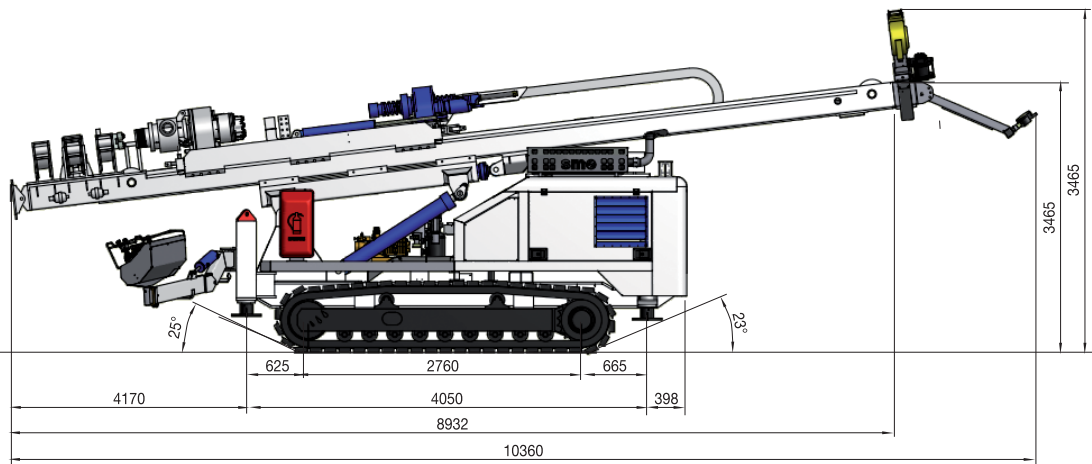
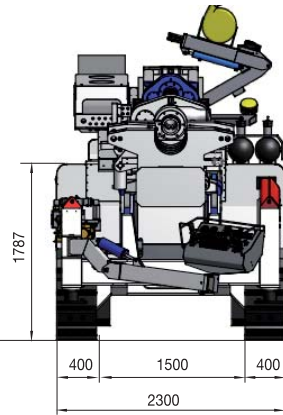
Operating weight (approx.)	15000/17000 kg	33069/37479 lb
Undercarriage		
- Track shoe width	400 mm	15.7 in
- Overall length	2760 mm	108.7 in
- Overall width (not extendable crawler)	2300 mm	90.6 in
- Travelling speed	2,30 km/h	1.43 mph
- Max climbing capacity (gradeability)	36 % (20°)	36 % (20°)
- Average ground pressure	0,070 MPa	10.2 psi
- Ground stabilizers	n° 4 fixed outrigger	n° 4 fixed outrigger
Power pack		
Diesel Engine	DEUTZ TCD 2013 L06 2V	DEUTZ TCD 2013 L06 2V
- Make and model	EU 97/68/CE Stage 3A - US EPA Tier 3	EU 97/68/CE Stage 3A - US EPA Tier 3
- Emission certification	supercharged after liquid cooled	supercharged after liquid cooled
- Aspiration	176 kW @ 1900 rpm	236 HP @ 1900 rpm
- Power rating	200 I	53 US gal
- Fuel tank capacity	LwA 110 - LpA 85 dB(A)	LwA 110 - LpA 85 dB(A)
- Sound power level and sound pressure level		
Hydraulic system		
- Main pumps: variable axial pumps	280 l/min	74 US gal/min
- Auxiliary pumps: gear pumps	142 + 64 + 44 + 22 l/min	37.5 + 16.9 + 11.6 + 5.8 US gal/min
- Hydraulic oil tank capacity	520 I	137 US gal
Clamp & hydraulic joint breaker		
- Nominal size	60 - 320 mm	2.4-12.6 in
- Maximum clamping force	240 kN	53953 lbf
- Maximum breaking torque	120 kN	26977 lbf
Service winch		
- Type	controlled descent	controlled descent
- 1st layer line pull	20 kN	4496 lbf
- 1st layer nominal rope speed	60 m/min	197 ft/min
- Rope diameter	10 mm	0.39 in
- Rope capacity / Rope fitted	46/40 m	151-131 ft

STANDARD EQUIPMENT

- Fixed kinematic mechanism suitable for geothermal technology
- Sliding mast by cylinder: 1500 mm stroke
- Additional third clamp for casing
- Drilling operation actuated from hydraulic panel assembled on pivotal support arm
- Kinematic mechanism controlled by an hydraulic panel on board
- Cable remote control for tramping
- Air/water system and line lubrication for DTH
- Lighting system with 2 lights fitted on the top of the mast
- Foam pump
- Washing lance complete with hose re-winder
- Rods and casing adaptators
- Diverter std for air/mud flushing
- Air/Water swivel
- Two hydraulic clamps with breaker and manual rods guide

OPTIONAL EQUIPMENT

- Handling magnet system for 2 m rods/casing completed with service winch. Lifting capacity of magnet: 150 kg
- Loading system for 3 m rods
- Extractor device by cylinders on upper clamp (max extraction force: 200 kN, max stroke: 650 mm)
- Heavy duty undercarriage with 500 mm track shoe



Transport configuration

Length	10360 mm	407.9 in
Width	2300 mm	90.6 in
Height	3465 mm	136.4 in
Weight	15000 kg	33069 lb

This brochure has been edited and distributed by SOILMEC Spa. The present document cancels and override any previous ones. This brochure shall not be distributed, reproduced or exhibited without SOILMEC Spa. authorization in accordance with to SOILMEC web site disclaimer condition.

SOILMEC Spa distributes machinery and structures all over the world, supported by SOILMEC Spa subsidiary companies and dealers. The complete Soilmec network list is available on the web site www.soilmec.it